



# DELHI PUBLIC SCHOOL INDIRAPURAM, GHAZIABAD

SESSION : 2018-19

## SYLLABUS NURSERY



## Aims And Objectives

The curriculum developed for class Nursery aims at helping the child unfold his/her talents, to facilitate and guide the child to sharpen his mental and physical abilities. It helps to enhance the learning, speaking, writing and listening skills of the child.

The programme is based on a child – centred approach wherein through play-way the basic concepts are taught. The main emphasis is placed on the child's experiences and interaction.

A typical day in class Nursery starts with the morning prayer followed by a 15 minute free / general conversation session during which the children will get an opportunity to share their experiences at home and outside the school. During this time, major news items at national level as well as the school and family related issues will be discussed.

At the end of each day, 15 minutes will be devoted to rhyme and story telling sessions. A general conversation based on the topic of the month is also done. The general conversation also includes moral education, vocabulary building and other relevant topics.

All the festivals will be discussed with the children as and when they occur. How and why they are celebrated will be discussed along with their significance.

The nursery syllabus thus aims at an all round personality development to guide the child to develop himself as a better human being.

## OUR TEXT BOOKS

S. NO.	SUBJECT	TEXT BOOK	PUBLISHERS
1.	English	Foundations – I	Sultan Chand & Sons
2.	Patterns	Pattern Writing	Blueberry Publication

## WORK BOOKS

S. NO.	SUBJECT	WORK BOOK
1.	English	Work Book – A & B
2.	Maths	Work Book – 1 & 2

S. NO.	SUBJECT	WORK BOOK	
1.	Art & Craft	• Busy Bee Art	Ace Vision Publishers Pvt. Ltd.
		• Busy Bee Craft	



## We're Going Back To School





## Alphabet Song with Phonetics

I spy with my little eye something beginning with A and the sound is a (ऐ) for ant angry ant. I see an angry ant that's what begins with A.

**B** says **b** (ब) for busy bee.

**C** says **c** (क) for curly crisp.

**D** says **d** (ड) for dancing doll.

**E** says **e** (एह) for easter egg

**F** says **f** (फ) for freckled frog.

**G** says **g** (ग) for goat on the grass.

**H** says **h** (ह) for hat on a hook.

**I** says **i** (इ) for itchy insect.

**J** says **j** (ज) for juice in a jug.

**K** says **k** (क) for kettle in the kitchen.

**L** says **l** (ल) for light in the lamp.

**M** says **m** (म) for milking maid.

**N** says **n** (न) for nine nippy newts.

**O** says **o** (ओ) for obstinate ox.

**P** says **p** (प) for penny purse.

**Q** says **q** (क्व) for quiet queen.

**R** says **r** (र) for ruby ring.

**S** says **s** (स) for spade and sand.

**T** says **t** (ट) for train and track.

**U** says **u** (अ) for umbrella and up.

**V** says **v** (व) for van and village.

**W** says **w** (व) for wizard and wand.

**X** says **x** (क्स) for fox and box.

**Y** says **y** (य) for yellow yacht.

**Z** says **z** (ज़) for zebra.

## Phonetic Drill

<b>A</b>	says	‘ऐ’	a for <b>apple</b>
<b>B</b>	says	‘ब’	b for <b>bat</b>
<b>C</b>	says	‘क’	c for <b>cat</b>
<b>D</b>	says	‘ड’	d for <b>duck</b>
<b>E</b>	says	‘eh’	e for <b>egg</b>
<b>F</b>	says	‘फ’	f for <b>fan</b>
<b>G</b>	says	‘ग’	g for <b>gun</b>
<b>H</b>	says	‘ह’	h for <b>hen</b>
<b>I</b>	says	‘इ’	i for <b>inkpot</b>
<b>J</b>	says	‘ज’	j for <b>jug</b>
<b>K</b>	says	‘क’	k for <b>king</b>
<b>L</b>	says	‘ल’	l for <b>log</b>
<b>M</b>	says	‘म’	m for <b>mug</b>

## Phonetic Drill

<b>N</b>	says	‘न’	n for <b>net</b>
<b>O</b>	says	‘ow’	o for <b>orange</b>
<b>P</b>	Says	‘प’	p for <b>pen</b>
<b>Q</b>	says	‘qua’	q for <b>queen</b>
<b>R</b>	says	‘र’	r for <b>rat</b>
<b>S</b>	says	‘स’	s for <b>sun</b>
<b>T</b>	says	‘ट’	t for <b>tub</b>
<b>U</b>	says	‘अ’	u for <b>umbrella</b>
<b>V</b>	says	‘व’	v for <b>van</b>
<b>W</b>	says	‘waw’	w for <b>wall</b>
<b>X</b>	says	‘x’	x for <b>x-mas</b>
<b>Y</b>	says	‘य’	y for <b>yes</b>
<b>Z</b>	says	‘ज़’	z for <b>zip</b>

# OUR SCRIPT

## Capital Letters



A B C D

E F G H

I J K L

M N O P Q

R S T U V

W X Y Z



# OUR SCRIPT

## Small Letters



a b c d

e f g h

i j k l

m n o p

q r s t u

v w x y z



# 1<sup>ST</sup> TERM : APRIL – SEPTEMBER

## APRIL – MAY



<b>Theme</b>	<b>MYSELF</b> <b>MY FAMILY</b> <b>SUMMER SEASON</b>
<b>Sentence Structure</b>	<b>I am :</b> I am a boy/girl I am studying in class nursery.
<b>Letters</b>	<u>Patterns :</u> <ul style="list-style-type: none"> <li>▪ Sleeping lines</li> <li>▪ Standing Lines</li> <li>▪ Slanting Lines</li> </ul>
<b>Vocabulary Building</b>	Family, Home, Father, Mother, Sister, Brother, Grandfather, Grandmother, Son, Daughter, etc.
<b>Number Work</b>	<b>Oral :</b> 1 – 5
<b>Concepts</b>	<ul style="list-style-type: none"> <li>• Big-Small</li> <li>• Hot-Cold</li> </ul>
<b>E.V.S.</b>	Colours and Shapes
<b>Activities</b>	<ul style="list-style-type: none"> <li>▪ Story telling</li> <li>▪ Picture reading</li> <li>▪ Rhymes</li> <li>▪ Displaying family pictures in the class</li> <li>▪ Welcome cards</li> <li>▪ Welcome craft activity</li> <li>▪ Earth Day Celebrations</li> <li>▪ Baisakhi Celebrations</li> </ul>

**Foundation Pages:** 6, 7, 16, 17, 29, 30, 41, 42, 93 – 96, 54, 82, 74, 75, 77, 78, 79

**Pattern Writing Pages:** 1 – 4, 11, 12, 19, 20, 29, 30, 37, 38



# JULY



<b>Theme</b>	<b>FOOD &amp; NUTRITION</b> <b>SENSE ORGANS</b> <b>Sub. Topics : Fruits &amp; Vegetables</b>
<b>Sentence Structure</b>	<b>I like :</b> I like drawing. I like my school
<b>Letters</b>	<b>Patterns :</b> <ul style="list-style-type: none"> <li>▪ Circle</li> <li>▪ Half circle</li> <li>▪ Curves</li> <li>▪ <b>Letters : L, T, I, H</b> &amp; recognition of corresponding small alphabet</li> </ul>
<b>Vocabulary Building</b>	<ul style="list-style-type: none"> <li>• Log, Lion, Leaf, Tiger, Telephone, Television, Ink, Igloo, Injection, Hut, House, etc.</li> <li>• Names of all fruits and vegetables</li> </ul>
<b>Number Work</b>	<b>Oral :</b> 1 – 10 <b>Written:</b>   & 4
<b>Concepts</b>	<ul style="list-style-type: none"> <li>• Tall / Short</li> <li>• Thick / Thin</li> <li>• Long / Short</li> </ul>
<b>E.V.S.</b>	<ul style="list-style-type: none"> <li>▪ Awareness about Good Eating Habits</li> <li>▪ Say 'No' to Junk Food</li> <li>▪ Eat healthy food</li> </ul>
<b>Activities</b>	<ul style="list-style-type: none"> <li>▪ Healthy Eating Habits</li> </ul>

**Foundation Pages: 8 – 11, 51 – 53, 55, 63, 64**

**Pattern Writing Pages: 5 – 10, 13, 14**



# AUGUST

<b>Theme</b>	<b>MY GARDEN RAINY SEASON</b>
<b>Sentence Structure</b>	<b>I want :</b> I want water. I want a pencil
<b>Letters</b>	▪ <b>Letters: E, F, A, V, Y</b> & recognition of corresponding small alphabet
<b>Vocabulary Building</b>	▪ Egg, Elephant, Engine, Flower, Fan, Apple, Ant, Violin, Van, Yo-Yo, Yacht, etc. ▪ Names of various flowers ▪ Things used in the Rainy season eg. Umbrella, Raincoat, etc.
<b>Number Work</b>	<b>Oral :</b> 1 – 20 <b>Written:</b> 7 & 2 <b>Activity:</b> Compare & sort, as same, different by number, by shape & by colour
<b>Concepts</b>	▪ Heavy / Light ▪ Wet / Dry ▪ Above / Below
<b>E.V.S.</b>	▪ Importance of greenery ▪ Plant a tree ▪ General conversation on Rainy Season
<b>Activities</b>	▪ Visit to the Garden ▪ Observation and collection of objects ▪ Germination of Seed ▪ Independence Day Craft activity ▪ Rakhi making ▪ Raksha Bandhan Card making ▪ Friendship Day Celebrations ▪ Lord Krishna's Crown Making ▪ Ganesh Chaturthi Card Making

**Foundation Pages : 12 -15, 18 - 20, 90, 91, 65, 66**

**Pattern Writing pages : 15 to 18, 27, 28, 31 to 34**

**FESTIVALS / IMPORTANT DAYS : 1. Independence Day**

**2. Raksha Bandhan**


**3. Friendship Day**

**4. Bakrid**





# SEPTEMBER

<b>Theme</b>	<b>TRANSPORT</b>	
<b>Sentence structure</b>	<b>May I :</b> May I drink water? May I go to the toilet?	
<b>Letters</b>	<b>Letters :</b> N, Z, J, U & recognition of corresponding small alphabet	
<b>Vocabulary Building</b>	Net, Newspaper, Zoo, Zebra, Jug, Jam, Umbrella, Undergarments, etc. Names of various means of transport	
<b>Number work</b>	<b>Oral :</b> 1 – 30. <b>Written:</b> 3 & 5.	
<b>Concepts</b>	More / Less Fast / Slow Left / Right	
<b>E.V.S.</b>	<ul style="list-style-type: none"> <li>▪ Various means of transport will be discussed : - Land, Air &amp; Water Transport</li> <li>▪ Road Safety Rules</li> <li>▪ Obey Traffic Rules</li> <li>▪ Save Fuel</li> </ul>	
<b>Activities</b>	<ul style="list-style-type: none"> <li>▪ Finger &amp; Thumb impression on cut-outs</li> <li>▪ Dramatization of road scene</li> <li>▪ Collage making</li> <li>▪ Teacher's Day card making</li> <li>▪ Concept of School timings.</li> <li>▪ Introduction to clock / watch.</li> </ul>	<ul style="list-style-type: none"> <li>▪ Durga Puja card making</li> <li>▪ dussehra – Ravana puppet and Mask making</li> <li>▪ Eid card making</li> </ul>

**Foundation Pages : 23, 24, 37, 38, 67, 68, 92, 60, 57, 61**

**Pattern Writing pages : 21 to 24, 35, 36, 61 to 64**


**FESTIVALS / IMPORTANT DAYS :**

1. *Teacher's Day*
2. *Janmashtami*
3. *Ganesh Chaturthi*
4. *Muharram*



# 2<sup>ND</sup> TERM : OCTOBER – DECEMBER

## OCTOBER



<b>Theme</b>	<b>HEALTH &amp; HYGIENE</b>
<b>Sentence structure</b>	<b>This is :</b> This is a house. This is my pencil
<b>Letters</b>	<b>Letters :</b> O, Q, C, G & recognition of corresponding small alphabet
<b>Vocabulary Building</b>	Owl, Ox, Quilt, Quarter, Car, Cake, Crayons, Goat, Gate, Gun, etc.
<b>Number work</b>	<b>Oral :</b> 1 – 40 <b>Written:</b> 6 & 8 <b>Activity:</b> Identify and correct errors in a given number sequence
<b>Concepts</b>	Many / Few Clean / Dirty Centre / Top / Bottom
<b>E.V.S.</b>	<ul style="list-style-type: none"> <li>▪ Discussion on things used to keep the body clean.</li> <li>▪ Self grooming</li> <li>▪ Use of dustbins</li> <li>▪ Good habits for maintaining Good Health &amp; Hygiene.</li> </ul>
<b>Activities</b>	<ul style="list-style-type: none"> <li>▪ Celebrating Health &amp; Hygiene Week</li> <li>▪ Gandhi Jayanti Craft activity</li> <li>▪ Preparing vegetable salad</li> <li>▪ Preparing fruit chaat in the class</li> <li>▪ Preparing lemonade in the class</li> <li>▪ Diwali: Diya decoration, card making, craft activities</li> </ul>


**Foundation Pages : 31, 32, 43, 44, 69, 70, 84, 85**

**Pattern Writing pages : 65, 66, 69 to 78**

**FESTIVALS / IMPORTANT DAYS :** 1. *Gandhi Jayanti*  
2. *Dussehra*



# NOVEMBER



<b>Theme</b>	<b>ANIMALS</b>
<b>Sentence structure</b>	<b>Please :</b> Please help me. Please open my water bottle.
<b>Letters</b>	<b>Letters :</b> D, P, R, B & recognition of corresponding small alphabet
<b>Vocabulary Building</b>	<ul style="list-style-type: none"> <li>▪ Dog, Drum, Pen, Pencil, Rain, Rainbow, Bed, Book, etc.</li> <li>▪ Names of various animals.</li> </ul>
<b>Number work</b>	<b>Oral :</b> 1 – 50 <b>Written:</b> 9 & 10 <b>Activity:</b> <ul style="list-style-type: none"> <li>• Skip counting – with pictures 1 – 10</li> <li>• Addition with concrete objects / pictures, through rhymes, stories &amp; games</li> </ul>
<b>Concepts</b>	<ul style="list-style-type: none"> <li>▪ In Front / Behind</li> <li>▪ Up / Down</li> <li>▪ On / Under</li> </ul>
<b>E.V.S.</b>	<ul style="list-style-type: none"> <li>▪ Classification of Animals : Wild &amp; Domestic</li> <li>▪ Importance &amp; Use of animals</li> <li>▪ Pet animals</li> <li>▪ Sounds of different animals</li> <li>▪ Do not tease animals</li> <li>▪ Respect and protect all animals</li> </ul>
<b>Activities</b>	<ul style="list-style-type: none"> <li>▪ Use of Animal flash cards</li> <li>▪ Collage making</li> <li>▪ Related art &amp; craft activities such as mask making etc.</li> <li>▪ Children's Day craft activities</li> <li>▪ Guru Nanak's Birthday card making</li> <li>▪ Children's Day Races</li> <li>▪ Children's Day Class Party</li> </ul>



**Foundation Pages : 33 - 36, 39, 40, 71, 72, 58, 59, 62**

**Pattern Writing pages : 45 to 56**

**FESTIVALS / IMPORTANT DAYS : 1. Children's Day**

**2. Guru Nanak's Birthday**

**3. Diwali**

**4. Eid-ul-Milad**





# DECEMBER

<b>Theme</b>	<b>BIRDS &amp; AQUATIC ANIMALS</b>
<b>Sentence structure</b>	<b>I have :</b> I have many friends. I have a pencil.
<b>Letters</b>	<b>Letters :</b> M, K, X, W, S & recognition of corresponding small alphabet
<b>Number work</b>	<b>Oral :</b> 1 – 60 <b>Written:</b> 11, 12, 13 & 14 <b>Dodging :</b> 1 – 10 <b>Backward counting :</b> 10 – 0 <b>Missing Numbers :</b> 1 – 10 Concept of 0 (zero) <b>Backward Counting :</b> 10 – 0 <b>Activity :</b> Subtraction with concrete objects / pictures, through rhymes, stories & games.
<b>Concepts</b>	<ul style="list-style-type: none"> <li>▪ Before / After</li> <li>▪ In / Out</li> <li>▪ Near / Far</li> </ul>
<b>E.V.S.</b>	<ul style="list-style-type: none"> <li>▪ Discussion on physical characteristics of Birds &amp; Water animals.</li> <li>▪ Common birds biggest &amp; smallest birds</li> <li>▪ Sounds of various birds</li> </ul>
<b>Activities</b>	<ul style="list-style-type: none"> <li>▪ Flash cards will be made.</li> <li>▪ Under water scene with the help of clay will be made</li> <li>▪ Mask making</li> <li>▪ Christmas decorations &amp; card making</li> <li>▪ New year card making</li> <li>▪ Christmas party</li> </ul>

**Foundation Pages : 21, 22, 25, 56**

**Pattern Writing pages : 25, 26, 39 to 42, 57 to 60**

**FESTIVALS / IMPORTANT DAYS : 1. Christmas**

**2. New Year Celebrations**

Happy  
New Year!



**3<sup>RD</sup> TERM : JANUARY – MARCH****JANUARY**

<b>Theme</b>	<b>OUR HELPERS / PROFESSIONS</b>
<b>Sentence structure</b>	<b>I enjoy :</b> I enjoy colouring. I enjoy watching television.
<b>Letters</b>	<ul style="list-style-type: none"> <li>▪ Recapitulation of Capital A – Z and small a - z</li> <li>▪ Writing of names</li> <li>▪ Writing of words</li> <li>▪ Introduction of cursive pattern writing</li> </ul>
<b>Number Work</b>	<b>Oral :</b> 1 – 80 <b>Writing :</b> 15, 16, 17 & 18 <b>Before – After :</b> 1 – 10 <b>Join the dots :</b> 1 – 10 <b>Activity :</b> Matching objects & locating odd one out
<b>Concepts</b>	Rough / Smooth      Open / Close
<b>E.V.S.</b>	<ul style="list-style-type: none"> <li>▪ Conversation about different people who help us</li> <li>▪ Names of helpers and their uniforms</li> <li>▪ Help your friends &amp; teachers</li> <li>▪ Gratitude to our helpers</li> <li>▪ Use of thank you, please &amp; sorry</li> </ul>
<b>Activities</b>	<ul style="list-style-type: none"> <li>▪ Stick puppets</li> <li>▪ Enacting plays / scenes</li> <li>▪ Lohri card making</li> <li>▪ Republic Day Craft Activities</li> </ul>

**Foundation Pages : 26 - 28, 45 – 49**

**Pattern Writing pages : 43, 44, 67, 68, 79 to 84**

**FESTIVALS / IMPORTANT DAYS : 1. Lohri  
2. Republic Day**



## FEBRUARY & MARCH

<b>Theme</b>	<b>LIVING &amp; NON - LIVING THINGS</b>	
<b>Sentence structure</b>	<b>I will :</b> I will be going to the market tomorrow. I will eat my lunch.	
<b>Letters</b>	<ul style="list-style-type: none"> <li>▪ Recapitulation of small letters : a – z &amp; cursive writing of small letters</li> </ul>	
<b>Number work</b>	<b>Oral :</b> 1 – 100 <b>Writing :</b> 19, 20 & 11 – 20 <b>Before-After :</b> 1 – 20 <b>Dodging :</b> 1 – 20	<b>Missing Numbers :</b> 1 – 20 <b>Sequence :</b> 1 – 20 <b>Join the Dots :</b> 1 – 20 <b>Number Names :</b> 1 – 10
	<b>Activity:</b> <ul style="list-style-type: none"> <li>• Concept of money &amp; recognition of coins Rs.1, Rs.5, Rs.10</li> <li>• Data and Graphs : Through Games</li> </ul>	
<b>Concepts</b>	Full – Empty Inside – Outside	
<b>E.V.S.</b>	<ul style="list-style-type: none"> <li>▪ Differentiation between living &amp; non – living things.</li> <li>▪ Experiments will be done to show the difference between living &amp; non – living things.</li> </ul>	
<b>Activities</b>	<ul style="list-style-type: none"> <li>▪ Farewell cards will be made</li> <li>▪ Farewell craft activity</li> <li>▪ Holi card making &amp; craft activities</li> </ul>	

**Pattern Writing pages : 85 to 91**

**FESTIVALS / IMPORTANT DAYS : 1. Holi**





# COMPUTERS

<b>July – August</b>	Click & Paint
<b>September – October</b>	Colour
<b>November</b>	Parts of the Computer
<b>December</b>	Revision
<b>January – February</b>	Kea Colouring Book
<b>March</b>	Introduction of MSPaint



## For the Parents

The Parents are requested to follow the prescribed nursery curriculum and help the child with revision work at home regularly.

Following activities can be adopted at home to facilitate the child in easy learning : -

- ⊕ Story telling
- ⊕ Picture book reading
- ⊕ General awareness conversations
- ⊕ Rhyme recitation
- ⊕ Educational games
- ⊕ Art / craft related activities
- ⊕ Clay modelling etc.

